

DIVISION 16 - ELECTRICAL

Section 16705 – Blue Light Phones

Introduction

Auxiliary Systems and Communications related support systems.

Part 1 - General

- This section must be incorporated into each project and coordinated with related sections. These areas include:
 - “Blue Light” emergency phones
 - Telecommunications grounding
- In projects where “Blue Light” emergency phones are required, the installation of the emergency phone unit and mounting pole or wall-mount housing shall be included in the scope of work. Conduit and power shall also be provided for each emergency phone. Electrical outlet shall be installed inside pole for proper disconnect requirements.

Part 2 - Products

- The following are the part numbers for the Blue Light Phones commonly used at the University of Arizona (include verbal descriptions and verify catalog numbers, require submittals):

Hands-Free Emergency Phone: Talk-a-Phone #ETP 500E single button call station

Mounting Tower (pedestal): Talk-a-Phone #ETP-MT

Wall-mount Enclosure: Talk-a-Phone #ETP-WM

Authorized Product:

TALK-A-PHONE Co.
5013 North Kedzie Avenue
Chicago, Illinois 60625-4988
Phone: (773) 539-1100
Fax: (773) 539-1241
Email: info@talkaphone.com <http://www.talkaphone.com>

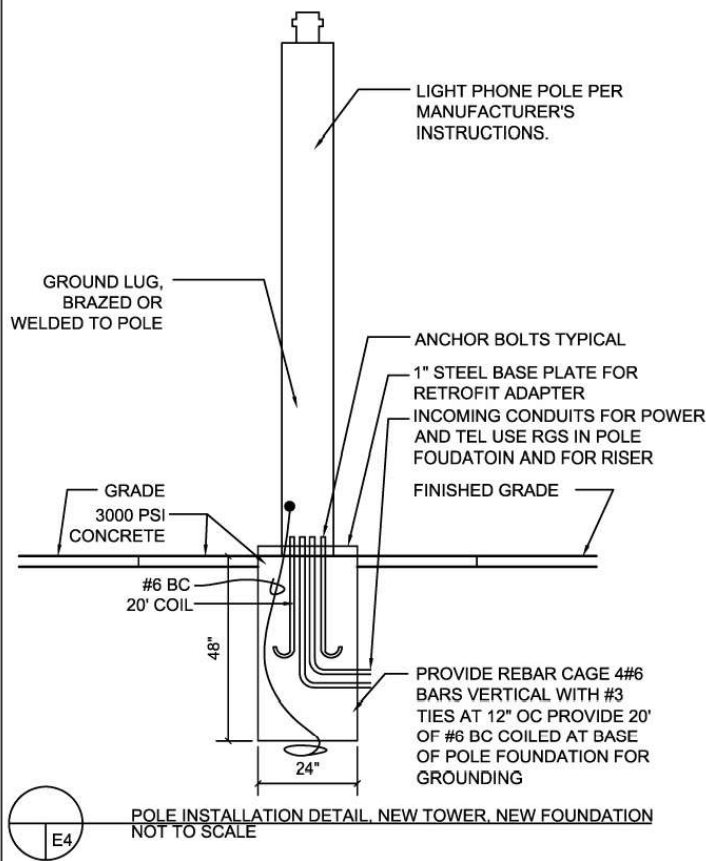
Part 3 – Emergency “Blue Light” Phone Systems

- Blue phones shall be mounted on steel pedestals with concrete bases, or in wall-mount enclosures as directed by the project manager with #6 ground ring.
- Instruments shall be “Talk-A-Phone Co.”, Model ETP-400, with blue light mounted above. Refer to University Standard details.
- “Blue Light” phones shall be cabled and terminated at the closet IDF closet. Provide station protectors at the phone unit where required by NEC 800.30. Final cross-connections and phone programming will be provided by U of A UITS.

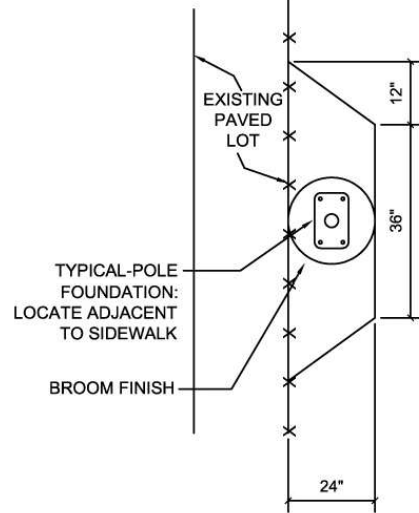
Consultant to coordinate locations with U of A Environmental Health & Safety.

- Refer to Drawings 16705-D1 and 16705-D2.

BLUE LIGHT PHONE PEDESTAL DETAIL



TYPICAL-BLUESTAKE EACH POLE LOCATION BEFORE INSTALLATION. REPAIR ANY DAMAGE TO EXISTING UTILITIES. PROVIDE PULL STRING IN EVERY TELECOM CONDUIT



TYPICAL-FOR ADA ACCESSIBILITY POUR 4" SLAB AT GRADE TO DIMENSIONS SHOWN AT EACH LOCATION WHERE SIDEWALK EXISTS.

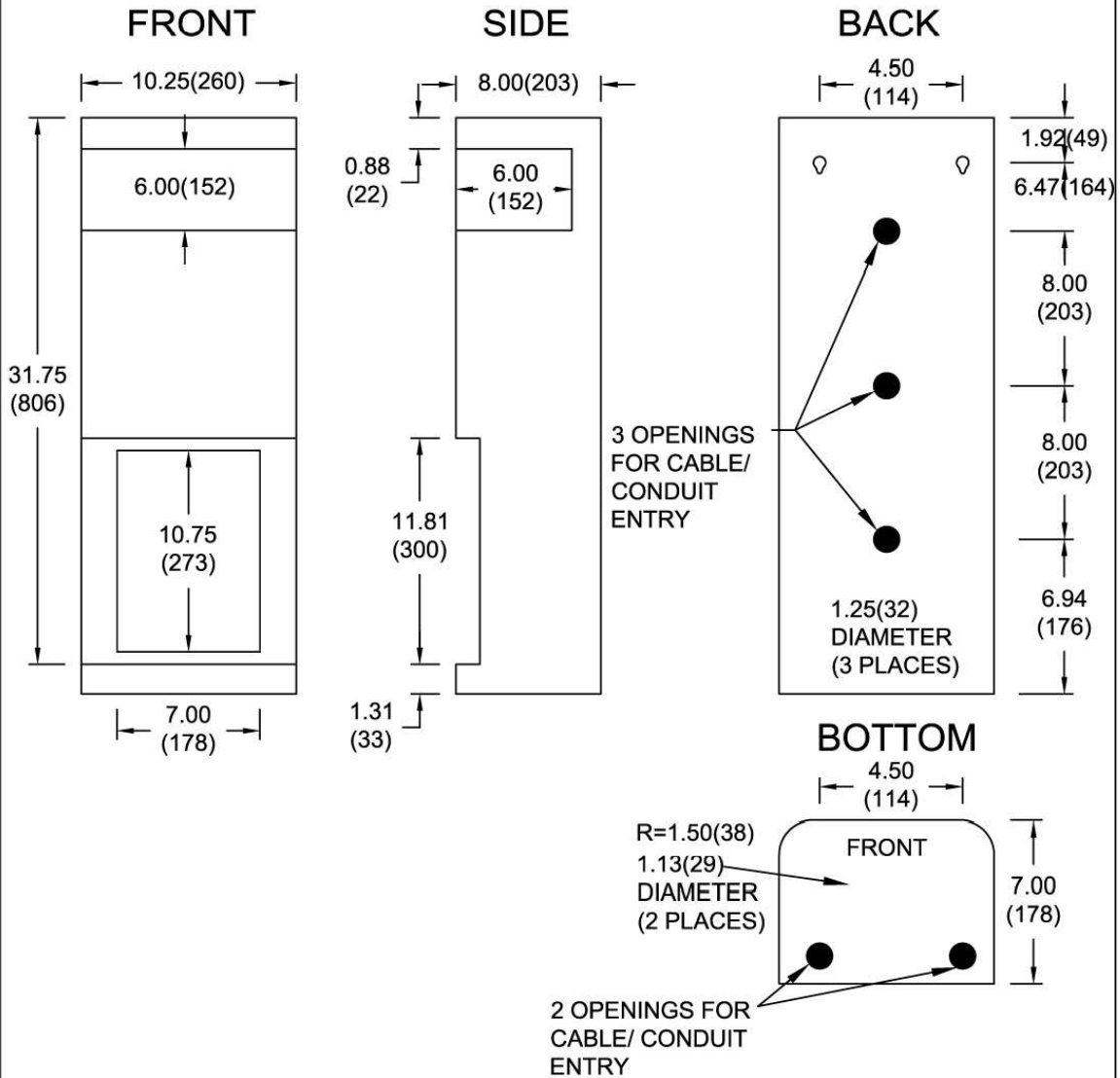


ADA ACCESSIBILITY DETAIL
NOT TO SCALE

UNIVERSITY OF ARIZONA MANUAL OF DESIGN SPECIFICATION STANDARDS		
STANDARD DETAIL: BLUE LIGHT PHONE PEDESTAL DETAIL		
DRAWN BY: KML	DETAIL NO.	REVISIONS
APPROVED BY: FD&C	16705-D1	-
ACAD: 16705-D1		-

BLUE LIGHT PHONE WALL-MOUNT ENCLOSURE

CONTRACTOR SHALL VERIFY WITH EQUIPMENT REQUIREMENTS PRIOR TO BUILDING A SYSTEM.



MEASUREMENTS ARE IN(MM),
TOLERANCE = ± 0.01 IN

UNIVERSITY OF ARIZONA		
MANUAL OF DESIGN SPECIFICATION STANDARDS		
STANDARD DETAIL:		
BLUE LIGHT PHONE WALL-MOUNT ENCLOSURE		
DRAWN BY: KML	DETAIL NO.	REVISIONS
APPROVED BY: FD&C	16705-D2	.
ACAD: 16705-D2		.

End of Section 16705